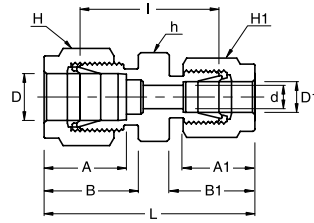



# SRU

## Reducing Union

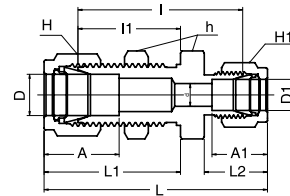


### Connects Fractional Tubes To Metric Tubes

Part No.	Tube OD		d Min	Width Across Flat			A	A1	B	B1	I	L
	D1 (inch)	D		h	H	H						
SRU - 2 - 3M	1/8	3	2.4	12	12	11.1	12.9	12.8	15.3	15.2	22.1	35.2
SRU - 2 - 4M	1/8	4	2.4	12	12	11.1	13.7	12.8	16.1	15.2	23.4	36.5
SRU - 4 - 4M	1/4	4	2.4	14	12	14.3	13.7	15.3	16.1	17.7	25.4	39.4
SRU - 2 - 6M	1/8	6	2.4	14	14	11.1	15.3	12.8	17.7	15.2	24.6	38.5
SRU - 4 - 6M	1/4	6	4.8	14	14	14.3	15.3	15.3	17.7	17.7	26.2	41.0
SRU - 5 - 6M	5/16	6	4.8	14	14	15.9	15.3	16.2	17.7	18.6	27.4	42.3
SRU - 4 - 8M	1/4	8	4.8	15	16	14.3	16.2	15.3	18.6	17.7	27.4	42.3
SRU - 2 - 10M	1/8	10	2.4	18	19	11.1	17.2	12.8	19.5	15.2	27.7	41.8
SRU - 4 - 10M	1/4	10	4.8	18	19	14.3	17.2	15.3	19.5	17.7	29.5	44.5
SRU - 5 - 10M	5/16	10	6.4	18	19	15.9	17.2	16.2	19.5	18.6	30.0	45.1
SRU - 6 - 10M	3/8	10	7.1	18	19	17.5	17.2	16.9	19.5	19.2	31.0	45.9
SRU - 5 - 12M	5/16	12	6.4	22	22	15.9	22.8	16.2	22.0	18.6	30.2	47.8
SRU - 6 - 12M	3/8	12	7.1	22	22	17.5	22.8	16.9	22.0	19.2	31.0	48.4
SRU - 8 - 12M	1/2	12	9.5	22	22	22.2	22.8	22.8	22.0	22.0	31.0	51.2
SRU - 8 - 15M	1/2	15	10.3	24	25	22.2	24.4	22.8	22.0	22.0	31.8	52.0
SRU - 10 - 16M	5/8	16	12.7	24	25	25.4	24.4	24.4	22.0	22.0	31.8	52.0
SRU - 12 - 18M	3/4	18	15.1	27	30	28.6	24.4	24.4	22.0	22.0	33.3	53.5
SRU - 12 - 20M	3/4	20	15.9	30	32	28.6	26.0	24.4	22.0	22.0	34.8	54.9
SRU - 16 - 20M	1	20	15.9	35	32	38.1	26.0	31.2	22.0	26.4	40.4	62.8
SRU - 16 - 25M	1	25	21.8	35	38	38.1	31.3	31.3	26.5	26.5	40.4	65.0

# SBHRU

## Bulkhead Reducing Union



### Connects Fractional Tubes

Part No.	Tube OD		d Min	Width Across Flat			A	A1	I	I1	L	L1	L2	Panel Hole Drill Size	Panel Max. Thickness
	D (inch)	D1 (inch)		h (inch)	H (inch)	H1 (inch)									
SBHRU - 4 - 2	1/4	1/8	2.28	5/8	9/16	7/16	15.24	12.70	41.14	26.16	55.11	33.52	15.24	11.50	10.16
SBHRU - 6 - 4	3/8	1/4	4.82	3/4	11/16	9/16	16.76	15.24	45.97	29.46	60.70	36.57	17.78	14.68	11.17
SBHRU - 8 - 4	1/2	1/4	4.82	15/16	7/8	9/16	22.86	15.24	49.27	31.75	66.80	41.91	17.78	19.44	12.70

- Dimensions and Drawings are for reference only and are subject to change without prior notice.
- Unless otherwise specified, all dimensions are in millimeters.
- Sizes, pressure classes, and end connections not listed are available upon request.
- Dimensions shown with SUPERLOK nuts finger-tight, where applicable.