

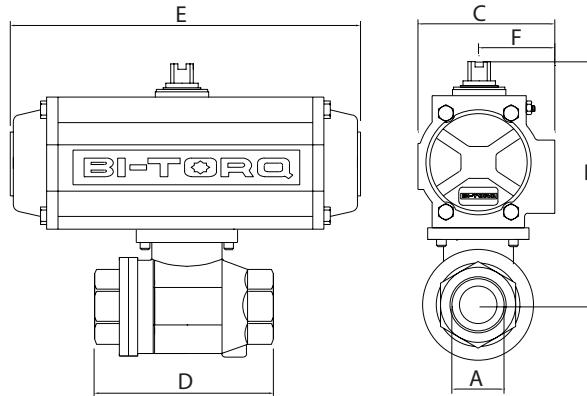
IS-2P SERIES 2-PC STAINLESS STEEL BALL VALVES

PNEUMATIC ACTUATORS

PNEUMATIC FEATURES

- Rack and pinion design
- NAMUR accessory mounting
- Spring return and double acting
- Visual indicators
- Optional SS construction

ALL STANDARD ACTUATORS SIZED FOR 80 PSI AIR SUPPLY; PLEASE CONSULT FACTORY FOR OTHER COMBINATIONS

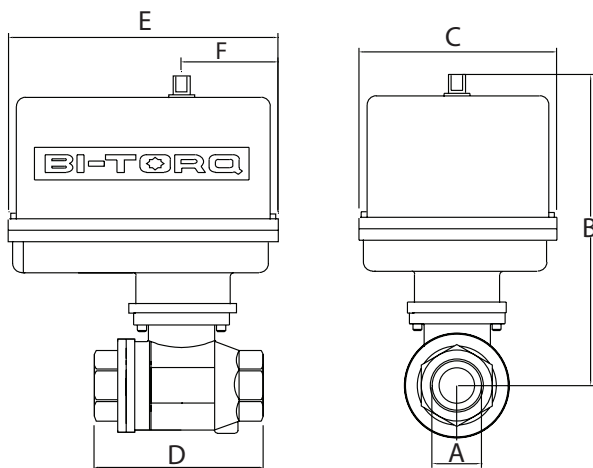


FOR A LIST OF AUTOMATION ACCESSORIES WE CAN OFFER, PLEASE REFER TO PAGE 31 OR VISIT BITORQ.COM

DOUBLE ACTING ASSEMBLY DIMENSIONS							
A	B	C	D	E	F	ACT.	WT.
1/4"	3.94	1.77	2.36	4.65	0.89	32DA	1.93
3/8"	3.94	1.77	2.36	4.65	0.89	32DA	1.93
1/2"	3.94	1.77	2.72	4.65	0.89	32DA	2.00
3/4"	4.10	1.77	3.15	4.65	0.89	32DA	2.50
1"	5.29	2.79	3.54	5.49	1.61	52DA	4.66
1-1/4"	5.95	3.17	4.17	6.38	1.77	63DA	5.80
1-1/2"	6.58	3.17	4.72	6.38	1.77	63DA	7.51
2"	6.95	3.17	5.51	6.38	1.77	63DA	11.20
2-1/2"	9.19	4.17	6.61	9.35	2.30	85DA	25.10
3"	10.14	4.85	7.48	10.69	2.68	100DA	36.45

SPRING RETURN ASSEMBLY DIMENSIONS							
A	B	C	D	E	F	ACT.	WT.
1/4"	4.90	2.79	2.36	5.49	1.61	52SR	3.53
3/8"	4.90	2.79	2.36	5.49	1.61	52SR	3.53
1/2"	4.90	2.79	2.72	5.49	1.61	52SR	3.6
3/4"	5.06	2.79	3.15	5.49	1.61	52SR	4.1
1"	5.73	3.17	3.54	6.38	1.77	63SR	6.31
1-1/4"	5.95	3.17	4.17	6.38	1.77	63SR	7.45
1-1/2"	7.23	3.72	4.72	8.15	2.07	75SR	11.26
2"	8.56	4.85	5.51	10.69	2.68	100SR	19.38
2-1/2"	10.88	5.39	6.61	12.91	2.87	115SR	39.95
3"	11.79	5.83	7.48	14.41	3.15	125SR	54.8

ELECTRIC ACTUATORS



NEMA 4 ELECTRIC ASSEMBLY DIMENSIONS							
A	B	C	D	E	F	ACT.	WT.
1/4"	6.58	4.00	2.36	5.63	2.31	100E	5.88
3/8"	6.58	4.00	2.36	5.63	2.31	100E	5.88
1/2"	6.58	4.00	2.72	5.63	2.31	100E	5.95
3/4"	6.65	4.00	3.15	5.63	2.31	100E	6.45
1"	7.98	4.25	3.54	6.88	2.43	200E	9.36
1-1/4"	8.12	4.25	4.17	6.88	2.43	200E	10.50
1-1/2"	8.55	4.25	4.72	6.88	2.43	200E	11.21
2"	8.88	4.25	5.51	6.88	2.43	300E	14.90
2-1/2"	11.90*	7.00	6.61	7.00	2.38	675E	30.6
3"	12.40*	7.00	7.48	7.00	2.38	1000E	38.30

* DECLUTCHABLE MANUAL OVERRIDE INCLUDED IN DIMENSIONS

ELECTRIC FEATURES

- 120VAC, 220VAC, 24VAC, 12VDC and 24VDC
- NEMA 4, 4X and 7 housings
- Manual overrides
- Visual indicators
- Open/close or modulating service

FOR NEMA 7 ELECTRIC DIMENSIONS OR OTHER CONFIGURATIONS, CONTACT OUR SALES STAFF.

FOR MORE INFORMATION ON BI-TORQ ACTUATORS, REFER TO OUR INDIVIDUAL PNEUMATIC AND ELECTRIC CATALOGS, OR VISIT BITORQ.COM.

IS-2P SERIES 2-PC STAINLESS STEEL BALL VALVES

BILL OF MATERIALS

PART #	NAME	MATERIAL	QTY
1	BODY	ASTM A351 GR CF8M	1
2	ENDS	ASTM A351 GR CF8M	2
3	BALL	316SS	1
4	SEAT	RTFE	2
5	BODY SEAL	PTFE	1
6	STEM	316SS	1
7	THRUST WASHER	PTFE	1
8	STEM PACKING	PTFE	1
9	GLAND NUT	304SS	1
10	BELLEVILLE WASHER	304SS	2
11	PACKING NUT	304SS	1
12	LOCK WASHER	304SS	1

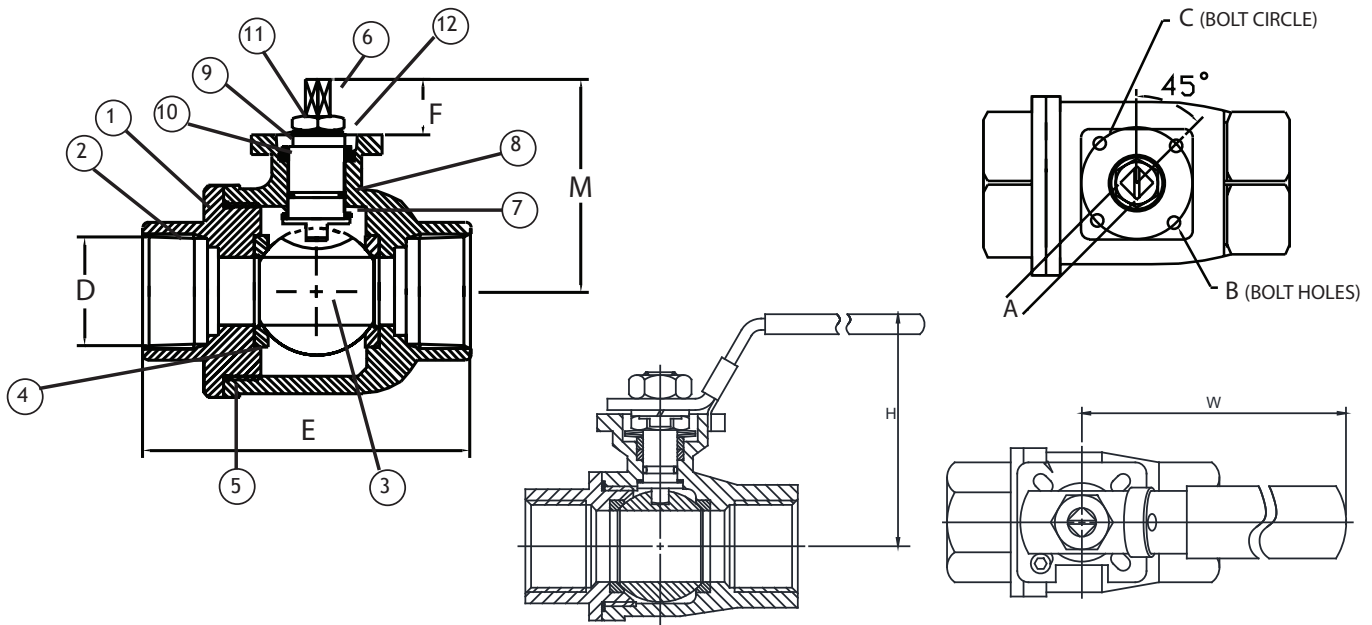
VALVE FEATURES

- Full port stainless steel valve
- 1/4" through 3" size range
- RTFE® seats and TFE seals
- ISO mounting pad
- Blowout proof stem
- Low-torque design
- Spring loaded belleville washers

PRESSURE RATING
1000 PSI CWP

TEMPERATURE RATING
+400° F Maximum
-4° F Minimum

NOTE: MAXIMUM TEMPERATURE RATING FOR STANDARD ACTUATORS IS 150° F (ELECTRIC) AND 180° (PNEUMATIC). SPECIAL SEALS OR HEAT EXTENSIONS ARE AVAILABLE FOR HIGH TEMPERATURE SERVICE.



DIMENSIONAL DATA

SIZE	ISO 5211	A	B	C	D	E	F	H	M	W	CV	WT.
1/4"	F03-F04	0.35	0.28	1.42/1.65	0.43	2.36	0.39	2.83	1.77	5.31	8	0.88
3/8"	F03-F04	0.35	0.28	1.42/1.65	0.59	2.36	0.39	2.83	1.77	5.31	10	0.88
1/2"	F03-F04	0.35	0.28	1.42/1.65	0.59	2.72	0.39	2.83	1.77	5.31	13	1.05
3/4"	F03-F04	0.35	0.28	1.42/1.65	0.79	3.15	0.39	2.99	1.93	5.31	50	1.23
1"	F04-F05	0.43	0.28	1.65/1.97	1.00	3.54	0.55	3.23	2.32	6.50	93	1.65
1-1/4"	F04-F05	0.43	0.28	1.65/1.97	1.26	4.17	0.55	3.46	2.54	6.50	170	3.25
1-1/2"	F05-F07	0.55	0.28/0.35	1.97/2.76	1.50	4.72	0.77	4.09	3.39	7.68	250	5.10
2"	F05-F07	0.55	0.28/0.35	1.97/2.76	1.97	5.51	0.77	5.67	3.76	7.68	450	8.36
2-1/2"	F07-F10	0.67	0.35	2.76/4.02	2.56	6.61	0.83	6.38	4.96	11.81	750	17.60
3"	F07-F10	0.67	0.35	2.76/4.02	3.15	7.48	0.83	6.81	5.39	11.81	1300	25.30

THE MANUAL VERSION OF THIS MODEL STARTS WITH AN "M"

ALL VALVES ARE 100% ELECTRONICALLY TESTED AT 80 PSI IN BOTH THE OPEN AND CLOSED POSITIONS